

SHIMMER DENTAL LAB.

CASE No.: _____
 Dr: _____ Phone#: _____
 Address: _____
 Patient: _____
 Date Due: _____ (Allow 10 in lab days)


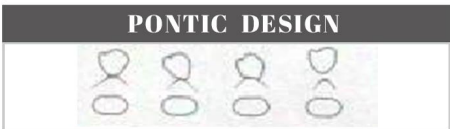
TOOTH #: _____

SHADE: _____

OCCLUSAL:
 Out Light Heavy

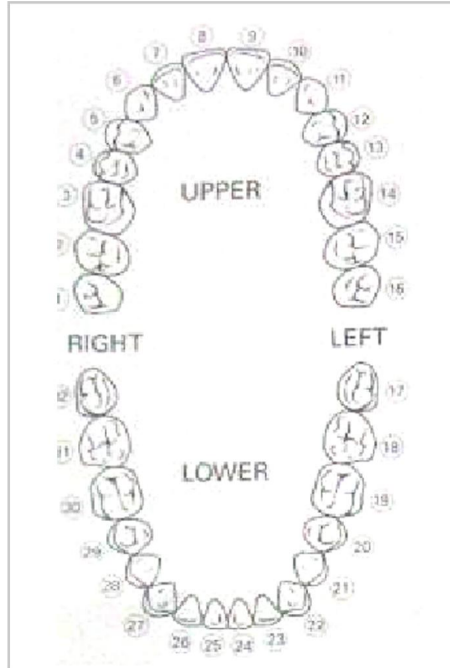
TEETH DESIGN:
 Single Bridge

OCCLUSAL STAINING:
 Non light Medium Heavy



COLLAR DESIGN

- mm metal band on lingual
- mm metal band on buccal
- Porcelain Butt Margin 360
- Porcelain Junction Margin
- Porcelain Butt Margin Buccal



SPECIFIC INSTRUCTIONS:

IF NO OCCLUSAL CLEARANCE

- Metal Occlusion
- Spot Opposing
- Reduction Coping
- Call Doctor

FIXED

ALL CERAMICS

- IPS e.max veneer Solid Zirconia
- IPS e.max crown Layered Zirconia
- IPS e.max inlay/onlay

PORCELAIN FUSED TO METAL

- Porcelain to non precious
- Porcelain to semi precious
- Porcelain to precious 40%
- Porcelian to precious 87%

FULL CAST RESTORATIONS

- Non precious Semi precious
- Yellow Gold 40%
- Post & Core (Metal:)

IMPLANT ABUTMENT

- Titanium Zirconia

CPMPOSITES

- Nexco

PROVISIONALS

Abutment #s _____
 Pontic # _____ Total Units _____
 Splinted Singles
 Reinforcement wire: _____
 Amount of prep reduction: _____ mm

SPECIAL ENCLOSURE

- Photo Impression Models
- Implant parts Shade tab
- Bite Others
- Articulator

REMOVABLE

METAL FREE PARTIALS

- Flexiable Acrylic

DENTURE

- Standard Premium

CAST PARTIALS

- CoCR Framework Vitallium 2000
- Titanium

IMMEDIATES

- Full Extract All
- Acrylic partial (Extract Teeth #)

MULTI-STAGE RETURN CASE

- Baseplate & Rim Try in
- Final Process Complete

ACRYLIC SHADE

- Light Pink Pink Ethinc

MOUTHGUARD/BITE SPLINT

- Hard/Soft Guard Hard acrylic

OPTIONS

- Upper Lower
- Anterior Ramp Canine Rise

ORTHODONTIC

- RETAINERS:
- SPACE MAINTAINERS:
- EXPANDERS: